

CELL POWER

RELIABLE ENERGY



RELIABLE ENERGY



CP Cellpower Multi-Purpose Series

CPL Cellpower Longlife Series

CPH Cellpower High Rate Series

CPW Cellpower Watt Series

CPC Cellpower Cyclic Series

CPX Cellpower Xtreme Series

CPT Cellpower Traction Series

Terminals

CELL
POWER

RELIABLE ENERGY



CP Cellpower Multi-Purpose Series

These AGM (Absorbed Glass Mat) batteries are available in every capacity between 0.8Ah and 65Ah. Additionally, many of our batteries are VdS-certified.

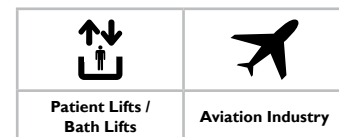
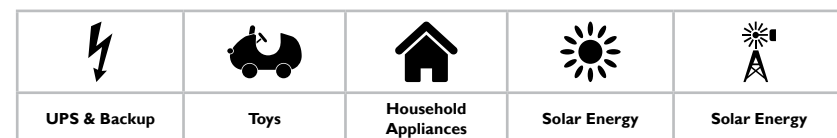
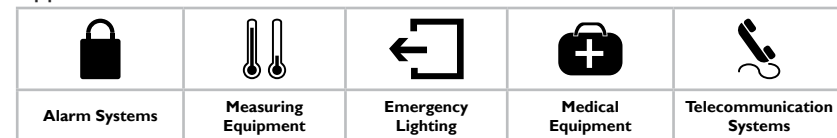
A Cellpower the battery has designed for every conceivable application, ensuring that our batteries always meet the demands of the specific area in which they are used. All Cellpower CPAGM batteries are completely sealed and maintenance-free. Our use of the most modern production techniques combined with extensive quality control and guarantee high reliability, superlative quality and robust durability. Thanks to our extensive expertise and attention to detail, Cellpower AGM batteries can be discharged in any position and will never leak.



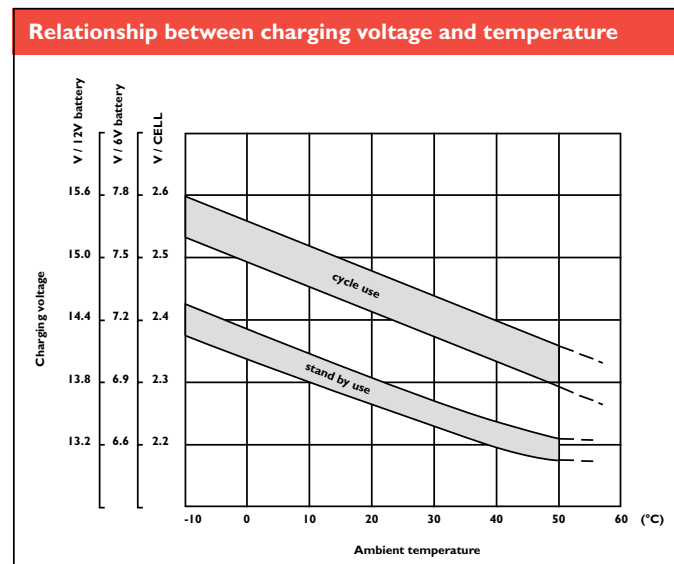
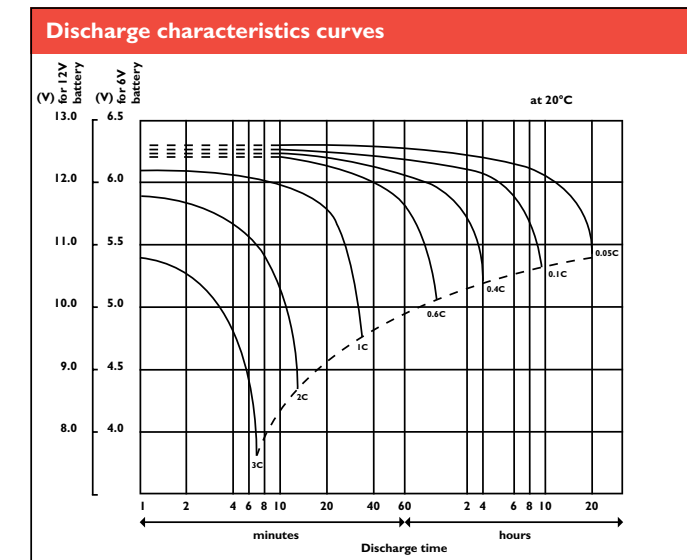
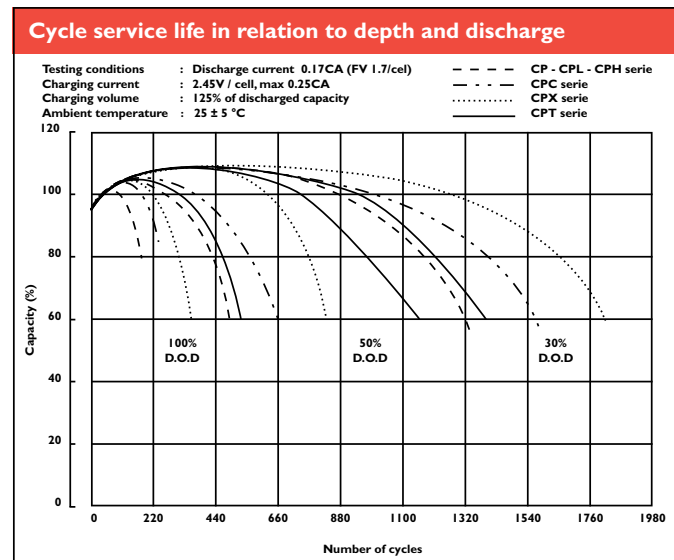
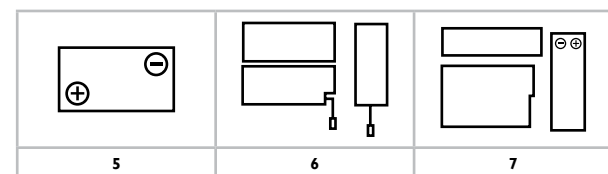
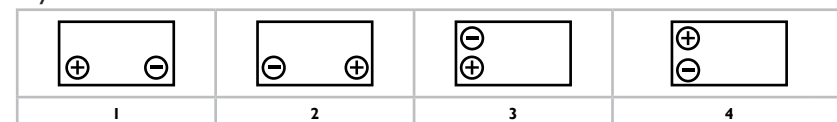
Models available							
Model	Voltage (V nom.)	Capacity (Ah/20h)	Dimensions (mm)	Weight (kg)	Terminal	Layout	Quantity (box)
CP 1.2 - 6	6	1.2	97 x 24 x 58	0.30	Faston 4.8mm	I	30
CP 3.2 - 6	6	3.2	134 x 34 x 66	0.67	Faston 4.8mm	I	20
CP 3.5 - 6	6	3.5	194 x 25 x 56	0.58	Faston 4.8mm	I	10
CP 4 - 6	6	4	70 x 47 x 107	0.68	Faston 4.8mm	I	20
CP 7 - 6	6	7	151 x 34 x 100	1.12	Faston 4.8mm	I	10
CP 12 - 6	6	12	151 x 50 x 100	1.92	Faston 4.8mm	I	10
CP 12 - 6L	6	12	151 x 50 x 100	1.92	Faston 6.3mm	I	10
CP 0.8 - 12	12	0.8	96 x 25 x 62	0.36	Wire+connector	6	20
CP 1.2 - 12*	12	1.2	97 x 43 x 58	0.56	Faston 4.8mm	3	20
CP 2 - 12M	12	2	150 x 20 x 90	0.68	Faston 4.8mm	7	20
CP 2.1 - 12*	12	2.1	178 x 35 x 67	0.94	Faston 4.8mm	I	10
CP 2.3 - 12C	12	2.3	182 x 24 x 62	0.76	Click contact	7	10
CP 2.9 - 12	12	2.9	79 x 56 x 105	1.08	Faston 4.8mm	2	18
CP 3.2 - 12	12	3.2	134 x 67 x 67	1.32	Faston 4.8mm	3	10
CP 4.5 - 12	12	4.5	195 x 47 x 74	1.60	Faston 4.8mm	I	10
CP 5 - 12	12	5	90 x 70 x 107	1.98	Faston 6.3mm	I	10
CP 7 - 12*	12	7	151 x 65 x 97.5	2.52	Faston 4.8mm	4	8
CP 7 - 12 L	12	7	151 x 65 x 100	2.56	Faston 6.3mm	4	8
CP 12 - 12*	12	12	151 x 98 x 101	3.56	Faston 6.3mm	4	4
CP 17 - 12I*	12	17	181 x 77 x 167	5.74	Inserted M5	2	2
CP 20 - 12B	12	20	181 x 77 x 167	6.00	Flag M5	2	2
CP 24 - 12I*	12	24	166 x 175 x 125	7.88	Inserted M5	2	1
CP 38 - 12I*	12	38	197 x 165 x 170	12.96	Inserted M6	2	1
CP 65 - 12I*	12	65	348 x 167 x 178	22.00	Inserted M6	I	1

*VdS-certified

Applications



Layouts



CP Cellpower Multi-Purpose Series








Cellpower longlife batteries guarantee the reliability of your emergency power supply. The AGM batteries from our CPL series are often used in demanding applications that require the highest possible operational life.



Good examples of applications for which Cellpower longlife batteries are exceptionally suited are Uninterruptible Power Supply (UPS), advanced computer databases, telecommunication stations, air traffic control centers, security systems and life-support systems in hospitals. Cellpower longlife battery systems are even used on military bases and in the aviation industry to ensure that vital equipment remains fully functional in the event of catastrophic power failure or sabotage to the primary power supply.

Models available							
Model	Voltage (V nom.)	Capacity (Ah/20h)	Dimensions (mm)	Weight (kg)	Terminal	Layout	Quantity (box)
CPL 9 – 12L	12	9	151 x 65 x 100	2.75	Faston 6.3mm	4	6
CPL 12 – 12	12	12	151 x 98 x 101	4.05	Faston 6.3mm	4	4
CPL 18 – 12	12	18	181 x 77 x 167	6.00	Insert M5	2	2
CPL 28 – 12I	12	28	165 x 175 x 125	8.80	Insert M5	2	1
CPL 28 – 12IA	12	28	165 x 125 x 175	9.50	Insert M6	2	1
CPL 33 – 12	12	33	195 x 130 x 164	11.70	Insert M6	2	1
CPL 45 – 12I	12	45	197 x 165 x 170	14.50	Insert M6	2	1
CPL 55 – 12	12	55	228 x 138 x 210	17.60	Insert M6	1	1
CPL 65 – 12Ij	12	65	350 x 167 x 178	21.00	Insert M6	1	1
CPL 80 – 12	12	80	259 x 168 x 214	23.00	Insert M6	1	1
CPL 100 – 12	12	100	305 x 168 x 213	32.00	Insert M6	1	1
CPL 135 – 12	12	135	344 x 171 x 280	45.50	Insert M8	1	1
CPL 150 – 12	12	150	485 x 170 x 240	48.20	Insert M8	1	1

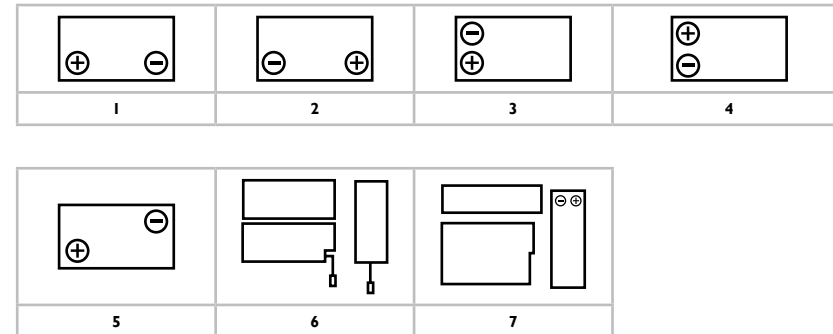


Applications

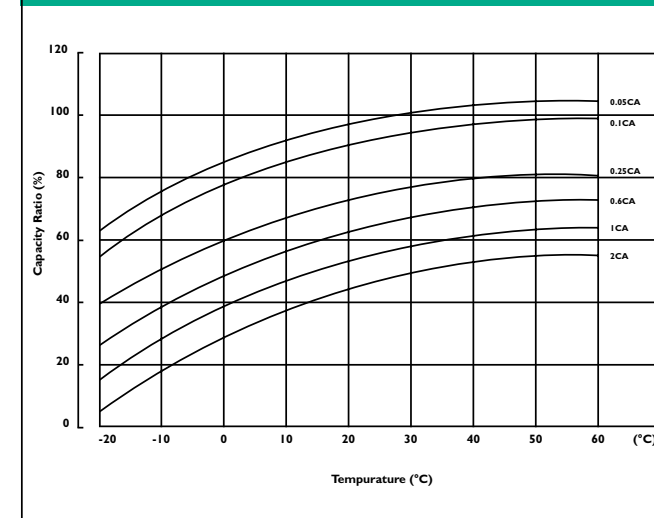
				
UPS & Backup	Telecommunication Systems	Medical Equipment	Air Traffic Center	Alarm Systems

	
Emergency Lighting	Aviation Industry

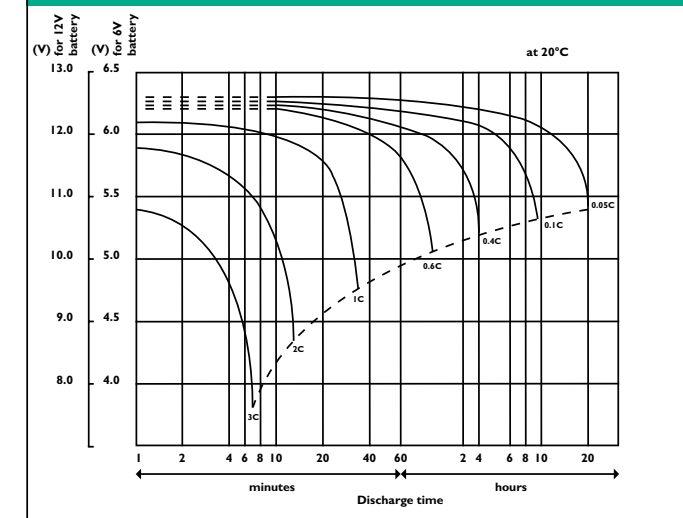
Layouts



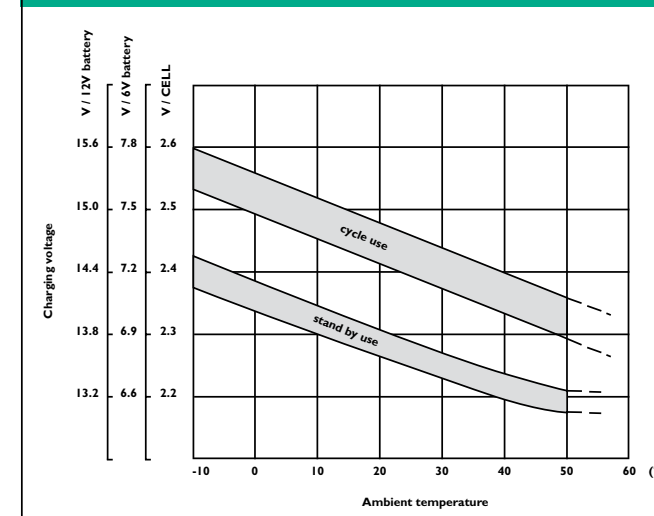
Influence of temperature on battery capacity



Discharge characteristics curves



Relationship between charging voltage and temperature



When you need a highly compact, high quality battery that can deliver large amounts of current while still offering a substantial operational lifetime, Cellpower can help. The Cellpower High Rate battery series was designed to meet the most challenging of demands. Years of research, extensive testing and our advanced automated design technology have allowed us to optimize lifespan, power, size and design specifications to unparalleled levels.

Furthermore, the AGM batteries in our CPH series are constructed using only the best materials and most modern production techniques. Potential applications for Cellpower High Rate batteries are: Uninterruptible Power Supply systems (UPS), telecommunications, solar energy, security systems and electrical applications such as ignition boosters and starter batteries for scooters, electric scooters and jet skis.

Models available							
Model	Voltage (V nom.)	Capacity (Ah/20h)	Dimensions (mm)	Weight (kg)	Terminal	Layout	Quantity (box)
CPH 5 - 12	12	5	90 x 70 x 107	1.82	Faston 6.3mm	1	10
CPH 6 - 12	12	6	151 x 52 x 99	1.92	Faston 6.3mm	4	6

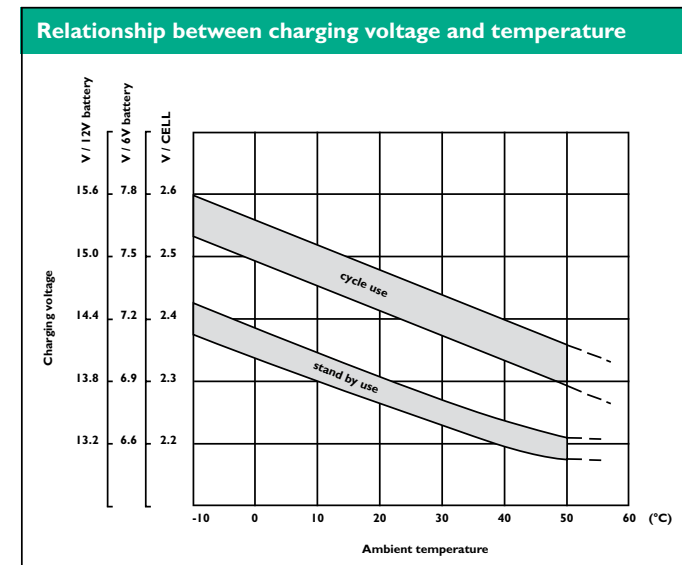
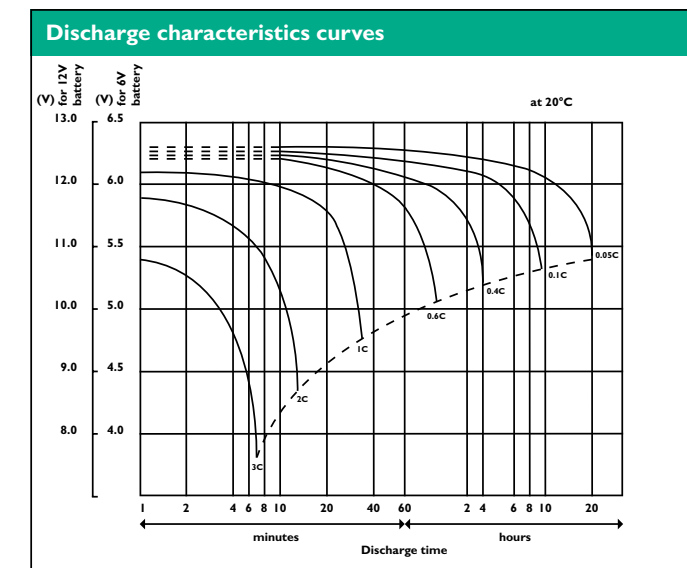
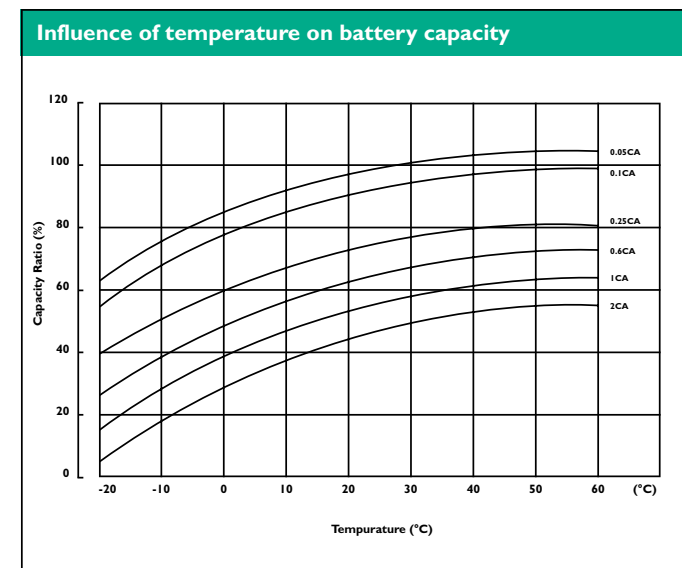
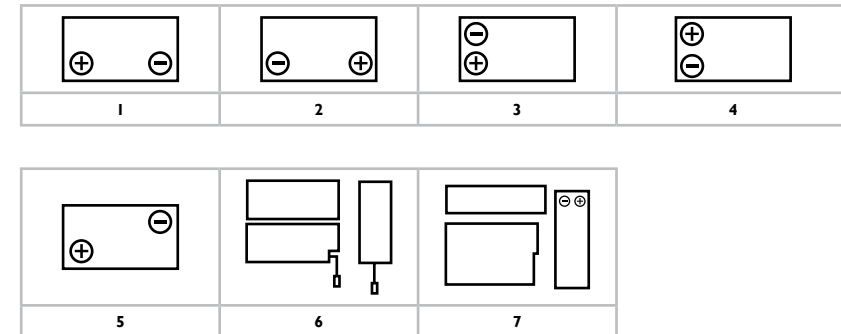


Applications

				
UPS & Backup	Telecommunication Systems	Alarm Systems	Aviation Industry	Medical Equipment



Layouts



Cellpower CPW High Rate batteries have been specially designed for UPS applications. These AGM batteries follow strict industrial guidelines and offer the highest possible lifespan.






This has been achieved through advanced computer modeling, expert design, automated production techniques and the careful selection of raw materials. When compared to other batteries with similar dimensions, Cellpower CPW batteries have a higher energy density - a fact which is expressed by an increased amount of watts per cell.

These VRLA batteries are sold under a standard three-year factory warranty which can be expanded to a full five-year warranty in certain situations. In this area Cellpower once again sets itself apart from its competitors with unique warranty conditions. This makes the Cellpower CPW High Rate battery series the primary choice for many manufacturers who produce UPS and emergency power systems.



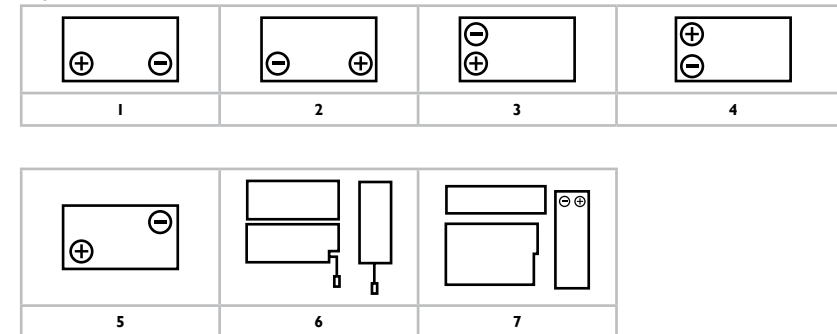
Models available							
Model	Voltage (V nom.)	Capacity (Ah/20h)	Dimensions (mm)	Weight (kg)	Terminal	Layout	Quantity (box)
CPW 30 - 12	12	5	90 x 70 x 106	1.80	Faston 6.3mm	1	8
CPW 35 - 12	12	7	151 x 65 x 98	2.54	Faston 4.8mm	4	6
CPW 35 - 12L	12	7	151 x 65 x 98	2.54	Faston 6.3mm	4	6
CPW 50 - 12	12	8.5	151 x 65 x 100	2.75	Faston 6.3mm	4	6
CPW 270 - 12	12	55	228 x 139 x 202	17.8	Insert M6	1	1
CPW 390 - 12	12	80	261 x 173 x 202	26.00	Insert M6	1	1
CPW 450 - 12	12	90	306 x 173 x 202	29.80	Insert M6	1	1
CPW 530 - 12	12	110	330 x 173 x 214	34.30	Insert M6	1	1

Applications

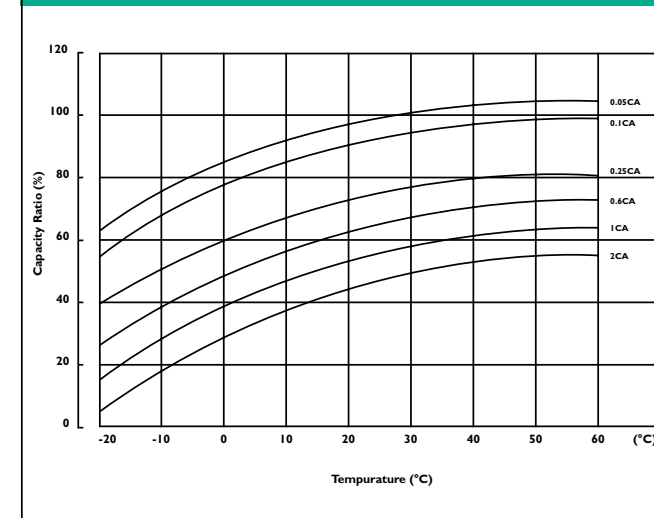
				
UPS & Backup	Telecommunication Systems	Alarm Systems	Aviation Industry	Air Traffic Center

		
Emergency Lighting	Mobility Scooters & Electric Wheelchairs	Automatic Transport

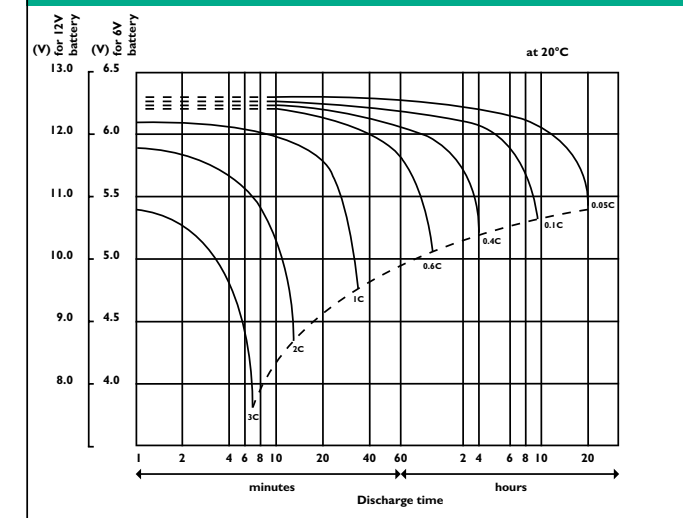
Layouts



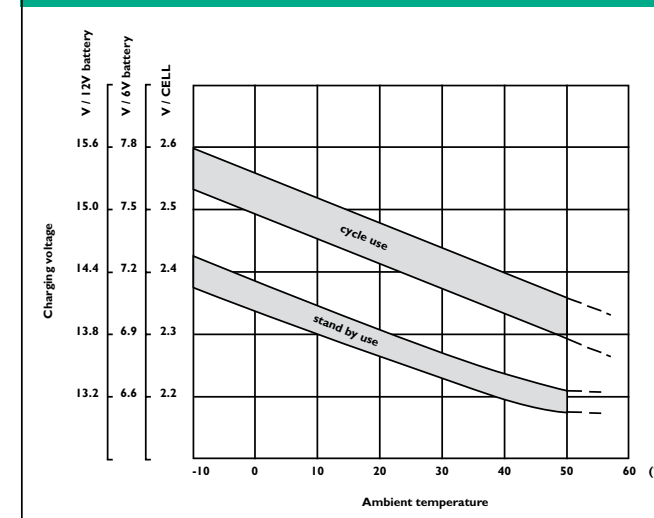
Influence of temperature on battery capacity



Discharge characteristics curves



Relationship between charging voltage and temperature





CPC Cellpower Cyclic Series

Cellpower Cyclic batteries deliver reliable battery power for mobile and household applications. These sealed, maintenance free batteries are specially designed for frequent deep cycle use.


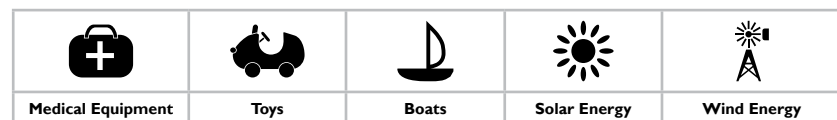
Physical therapy and rehabilitation products such as electrically operated scooters, bath lifts and wheelchairs demand batteries capable of consistently sustaining extremely high performance. Such batteries must be compact and both easy to install and maintain, while delivering the largest possible range. Stability and durability are of the utmost importance, as is the ability to charge quickly. The AGM batteries in the Cellpower CPC series have been specially designed to be repeatedly charged and discharged under the most demanding circumstances, making them exceptionally suited for these applications. And due to the breadth of our product range, we can supply the right Cellpower battery for every conceivable specific application.

Models available							
Model	Voltage (V nom.)	Capacity (Ah/10h)	Dimensions (mm)	Weight (kg)	Terminal	Layout	Quantity (box)
CPC 9 – 12	12	9	151 x 65 x 100	2.84	Faston 4.8mm	4	6
CPC 10 – 12	12	10	151 x 65 x 111	3.34	Faston 6.3mm	4	5
CPC 12 – 12	12	12	151 x 98 x 101	4.14	Faston 6.3mm	4	4
CPC 18 – 12	12	18	182 x 77 x 168	6.00	Insert M5	2	2
CPC 20 – 12	12	20	182 x 77 x 168	6.76	Insert M5	2	2
CPC 24 – 12*	12	24	167 x 175 x 125	7.90	Insert M5	2	1
CPC 33 – 12	12	33	195 x 130 x 180	11.30	Insert M5	1	1
CPC 38 – 12	12	38	197 x 165 x 170	14.54	Insert M6	2	1
CPC 55 – 12	12	55	228 x 138 x 208	16.20	Insert M6	2	1
CPC 60 – 12	12	60	278 x 175 x 190	21.20	Insert M6	2	1
CPC 75 – 12	12	75	259 x 168 x 208	24.58	Insert M6	1	1
CPC 80 – 12	12	80	350 x 174 x 190	24.76	Insert M6	2	1
CPC 90 – 12	12	90	306 x 173 x 212	26.06	Insert M6	1	1
CPC 110 – 12	12	110	330 x 173 x 220	30.14	Insert M8	1	1
CPC 120 – 12	12	120	407 x 175 x 224	37.02	Insert M8	1	1
CPC 135 – 12	12	135	345 x 172 x 280	46.06	Insert M8	1	1
CPC 150 – 12	12	150	483 x 168 x 237	47.50	Insert M8	1	1
CPC 160 – 12	12	160	532 x 207 x 221	50.00	Insert M8	3	1
CPC 200 – 12	12	200	522 x 239 x 225	61.00	Insert M8	3	1
CPC 250 – 12	12	250	520 x 268 x 226	73.00	Insert M8	3	1

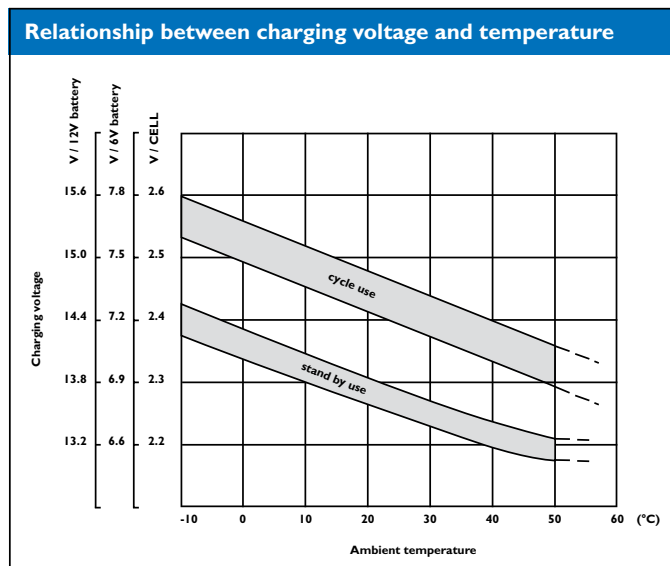
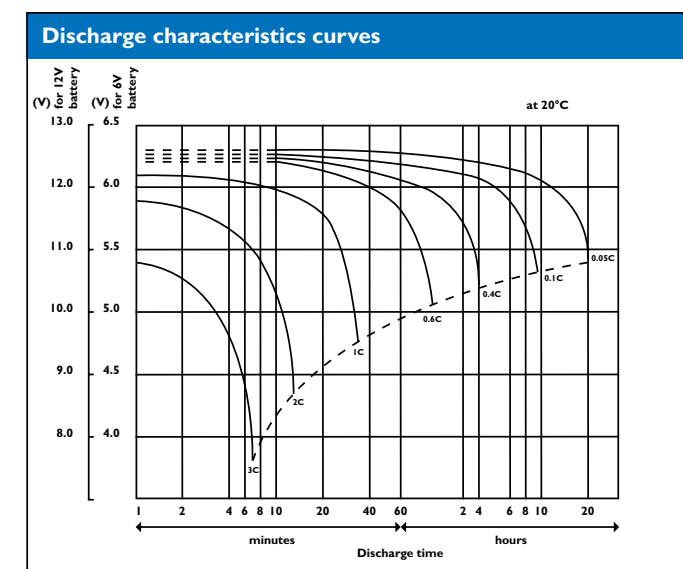
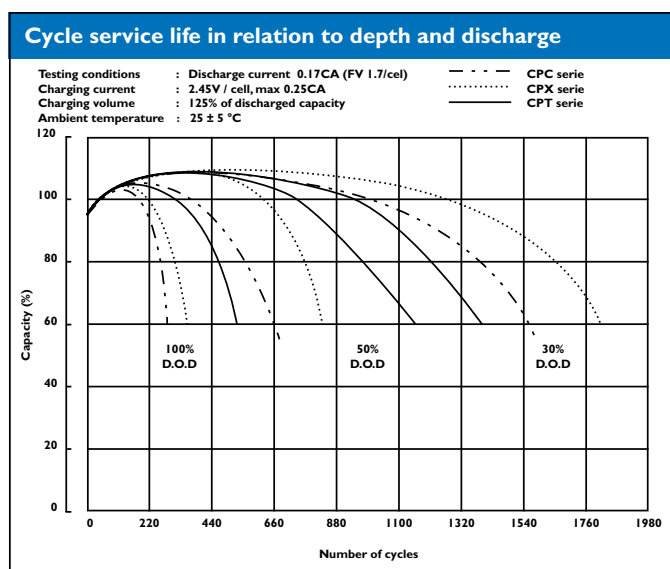
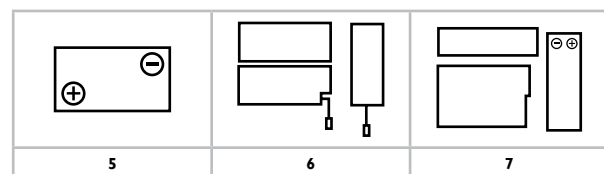
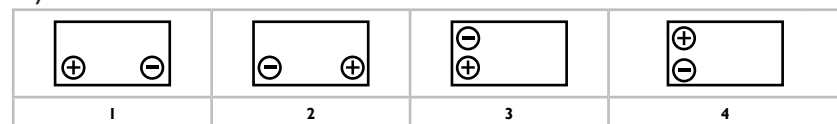
* Special universal connector for golf trolleys optional



Applications



Layouts



CPC Cellpower Cyclic Series



CPX Cellpower Xtreme Series

The Cellpower CPX battery series was developed specifically for extreme duty cycle applications. When compared with other batteries in similarly sized cases, the batteries in the CPX series routinely achieve a 20% to 30% increase in cycles.

This AGM battery series has been developed and produced for high mobility applications using the most advanced production technology and materials available today. Our high-pressure assembly technique guarantees maximum reliability under the most punishing conditions. The low internal resistance for example prevents excessive drops in voltage during the high current draw which occurs when your mobile application accelerates.

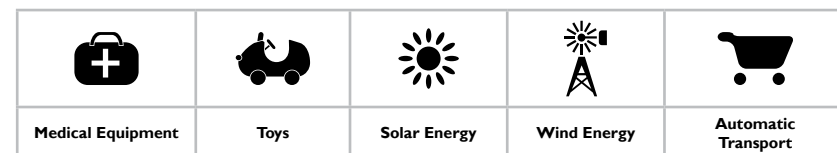

The AGM batteries in the Cellpower CPX series were designed to support frequent and intensive discharging and charging (high duty cycle applications), allowing them to perform exceptionally in every circumstance. This means Cellpower can always deliver the right battery, regardless of the application for which it is intended.

Models available							
Model	Voltage (V nom.)	Capacity (Ah/20h)	Dimensions (mm)	Weight (kg)	Terminal	Layout	Quantity (box)
CPX 20 - 12	12	20	181 x 76 x 166	6.45	Insert M5	2	2
CPX 26 - 12*	12	26	175 x 166 x 125	9.60	Insert M5	3	2
CPX 33 - 12	12	33	195 x 129 x 166	11.50	Insert M6	1	1
CPX 50 - 12	12	50	197 x 165 x 171	16.50	Insert M6	2	1

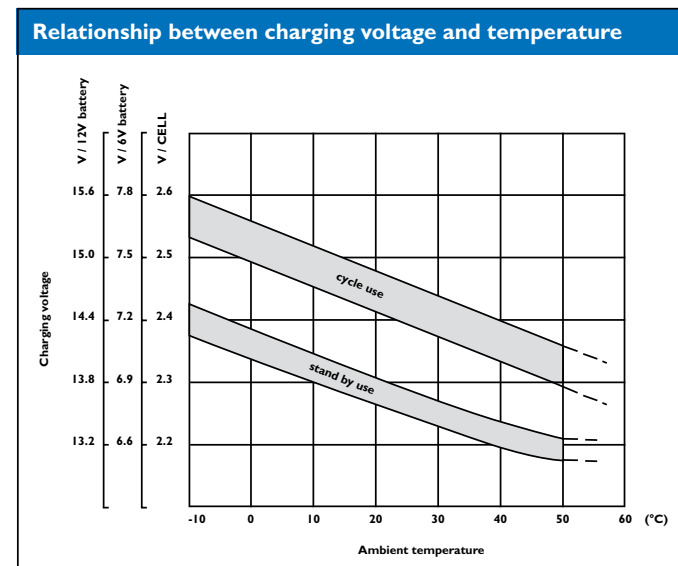
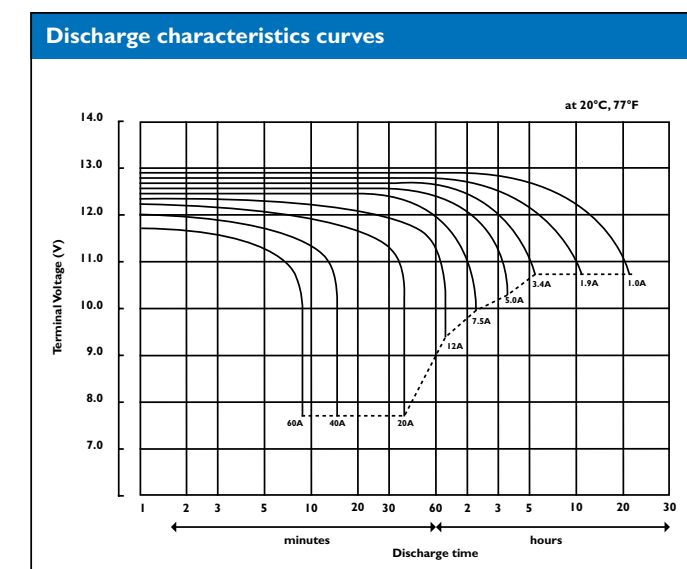
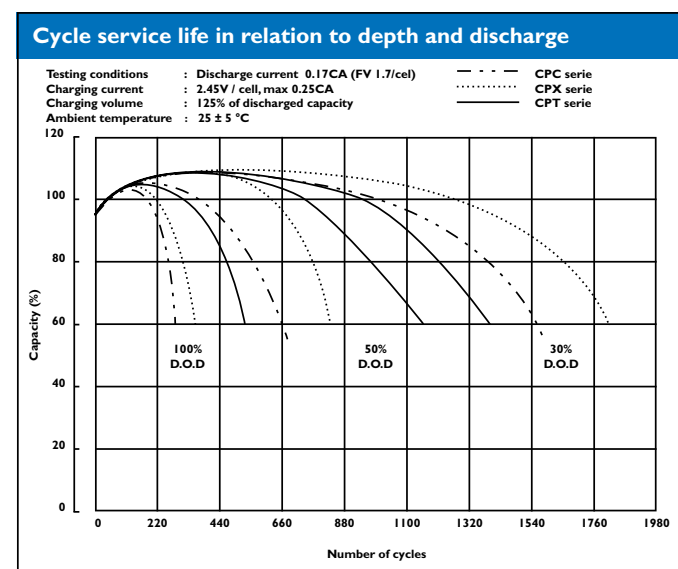
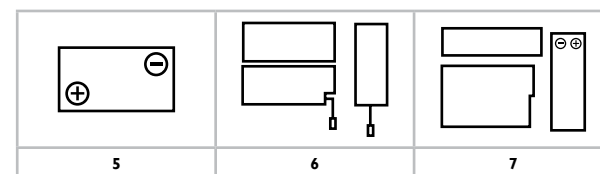
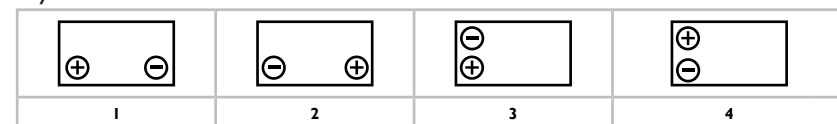
* Special connector for Powakaddy golf trolley optional



Applications



Layouts



CPX Cellpower Xtreme Series



CPT Cellpower Traction Series


For high duty cycle applications where large semi-traction batteries are used, Cellpower supplies the unparalleled Cellpower CPT battery series. These heavy-duty AGM batteries have been designed for the most demanding high duty cycle applications where batteries are frequently and deeply discharged. These batteries are completely sealed, maintenance-free and equipped with robust shockproof casings. Additionally, the casing has been specially designed to allow these batteries to be easily installed from above.

The Cellpower CPT battery series is well suited for professional use in high duty cycle applications such as floor scrubbers and sweepers.

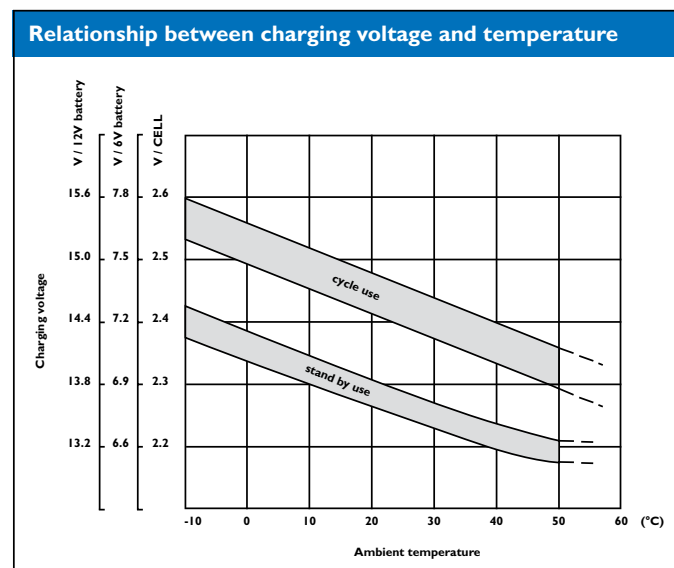
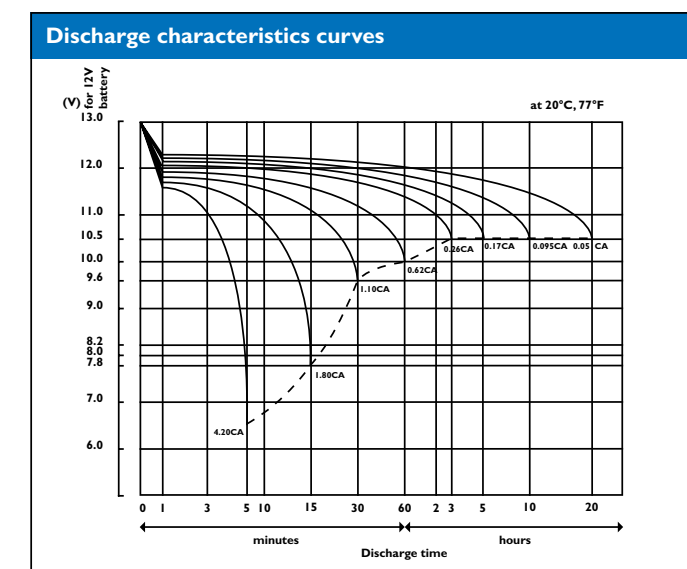
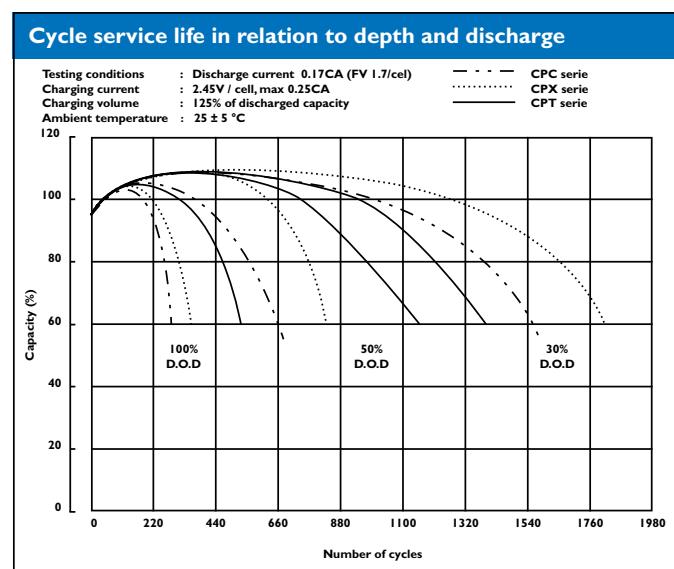
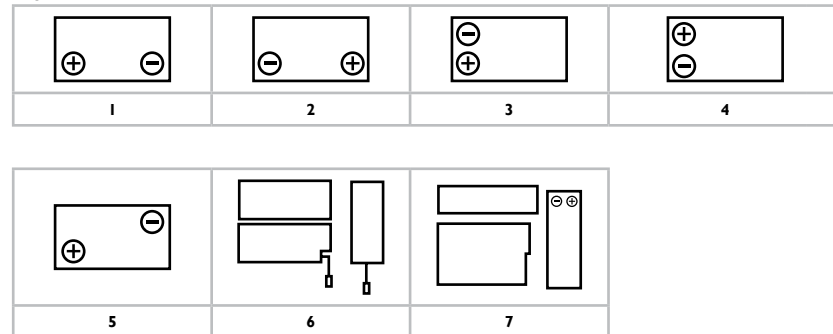


Models available							
Model	Voltage (V nom.)	Capacity (Ah/10h)	Dimensions (mm)	Weight (kg)	Terminal	Layout	Quantity (box)
CPT 200-6	6	200	260 x 180 x 274	30	Conical	5	1
CPT 288-6	6	288	295 x 180 x 366	49	Conical	5	1
CPT 360-6	6	360	295 x 180 x 428	56	Conical	5	1
CPT 215-12	12	215	387 x 180 x 368	67	Conical	1	1

Applications



Layouts

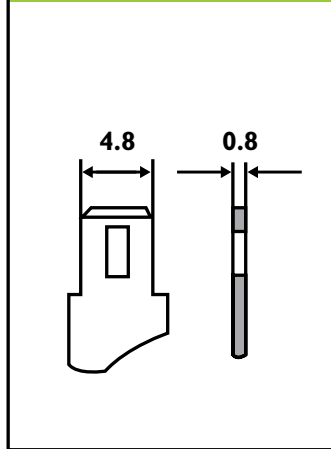


CPT Cellpower Traction Series

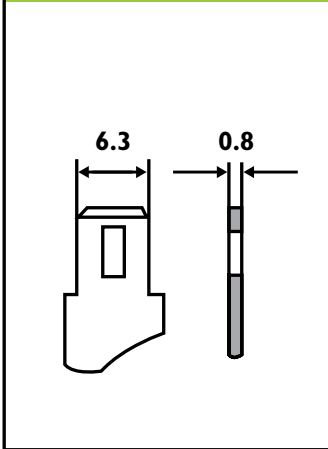


Terminals

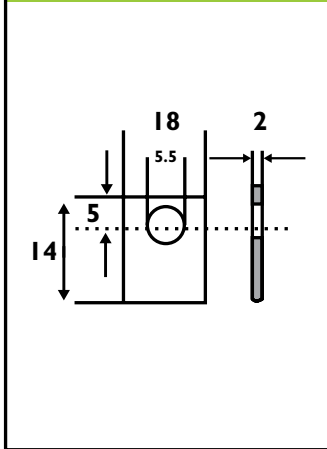
Faston 4.8mm



Faston 6.3mm

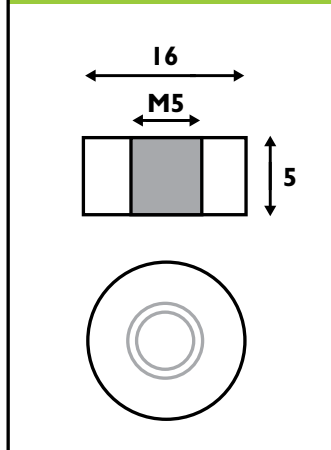


Flag M5

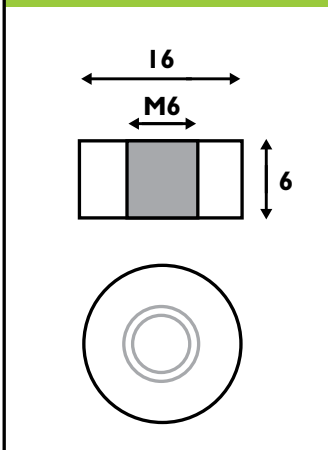


Terminals

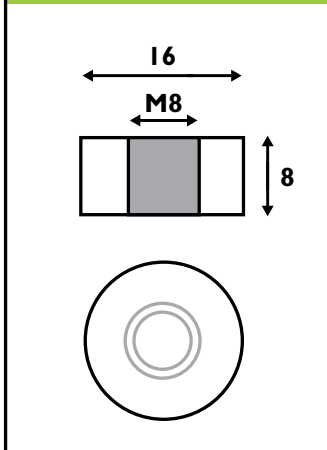
Inserted M5



Inserted M6



Inserted M8



CELLPOWER GREEN INNOVATION

CELLPOWER strives for a better environment. This is translated into the manufacture of products that have a minimal impact on nature and are, preferably, recyclable. During all processes we take the environment into account.

We follow global environmental legislation and spare resources.



Cellpower Distribution Europe
sales@cellpowerbatteries.com | www.cellpowerbatteries.com