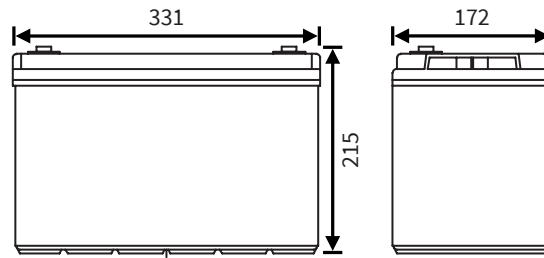


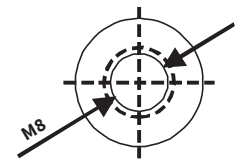
## CPX 125-12

Extreme cyclic AGM battery (800-1000 cycles)

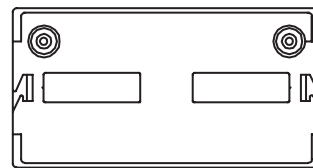
### Dimensions (mm)



### Standard terminal



**M8 Insert**



Nominal voltage	12 V
Nominal capacity (1.70V/c, 25°C)	20Hr: 125.0 Ah
	10Hr: 115.0 Ah
	5Hr: 105.0 Ah
Internal resistance	≤N/AmΩ (fully charged)
Maximum charge current	32 A
Maximum discharge current	1000 A (max. 5 sec)
Number of cycles	800-1000 (50% D.O.D.)
Float use / cycle use	13,5 - 13.8V / 14.4 - 15V
Charge temperature range	0°C ~ 40°C
Discharge temperature range	-20°C ~ 50°C
Standard terminal	M8 Insert (5.5 Nm torque)
Housing material	ABS (UL 94-HB)
Dimensions Length	331 mm
Dimensions Width	172 mm
Dimensions Height	215 mm
Approximate Weight	32.7 kg
Packing	1 pcs / box



No image available  
at this time

### Typical applications

- Electric vehicles
- Mobility scooters
- Electric wheelchairs
- AGV and warehouse equipment
- Medical equipment
- Solar energy
- Recreational vehicles
- Marine

### Features

- Valve Regulated Lead Acid (VRLA)
- Maintenance free
- Absorbent Glass Mat Technology (AGM)
- Low self discharge
- Designed for extreme cyclic use
- Can be discharged or stored in any position without leakage
- Battery cannot be charged while upside down
- Produced under ISO 9001 & ISO 14001

### Classified as

- Non-spillable goods by: IATA, FAA, ADR and IMDG
- Non-dangerous goods by: IATA, FAA, ADR and IMDG

### Built to comply with

- IEC 61056-1
- JIS C 8702-1
- GB/T 19639.1

### Recommended

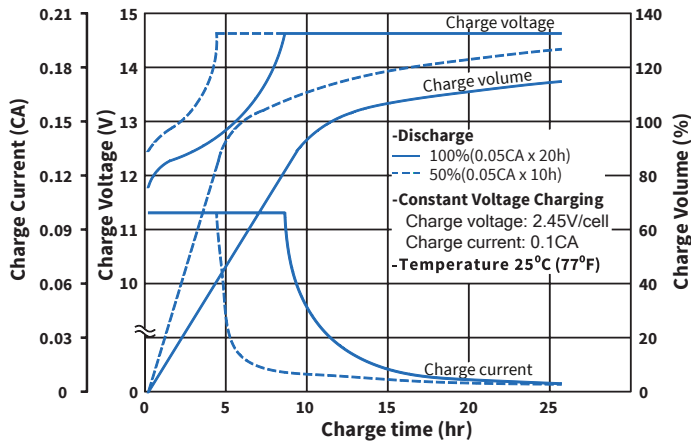
Having the right battery is often just the beginning. Optimal use of a battery requires having a good battery charger, so that the user can be sure that their battery is always optimally charged and has maximum lifespan.



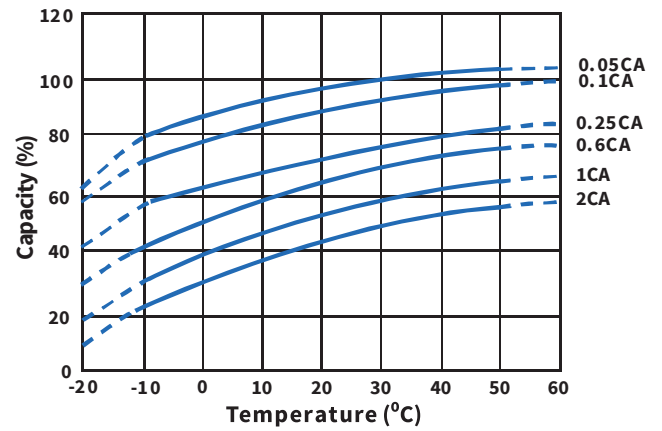
Recommended for CPX 125-12: L CP 12-20 battery charger

Cellpower offers various intelligent battery chargers, as well as battery testers, battery monitors and battery guards. All designed to easily monitor the battery quality and make sure the battery remains in the best condition possible.

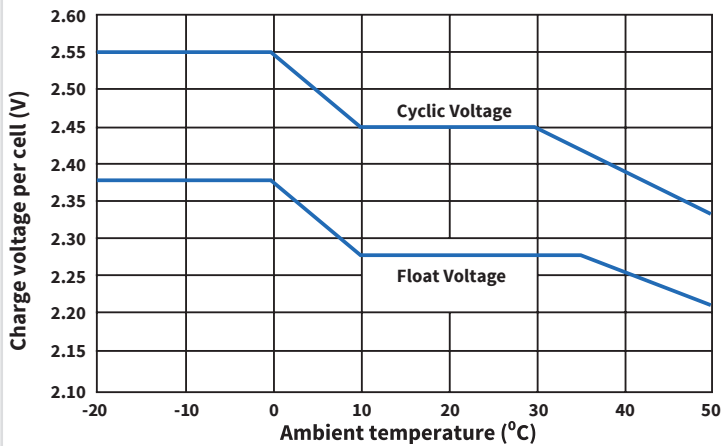
## Charge characteristics



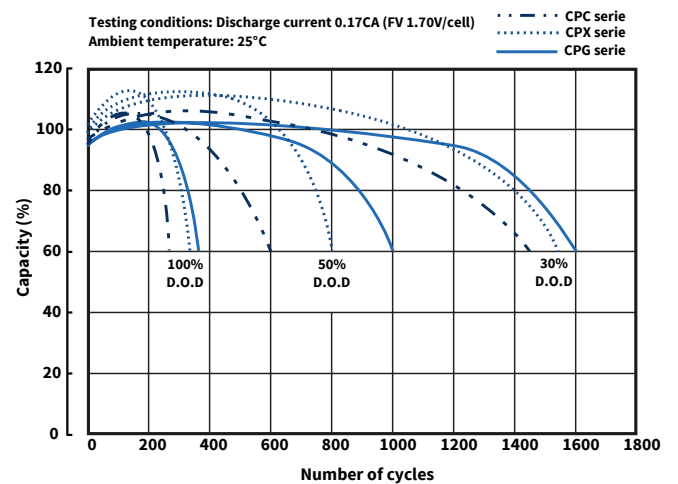
## Capacity in relation to temperature



## Charging voltage in relation to temperature



## Cycle service life in relation to depth of discharge



## Models available

Model	Voltage	Capacity (Ah)	Dimensions (mm)	Weight (kg)
CPX 20-12	12	20	181x76x166	6.45
CPX 26-12	12	26	175x166x125	9.60
CPX 33-12	12	33	195x129x168	9.60
CPX 40-12	12	40	197x165x171	14.60
CPX 50-12	12	50	197x165x171	16.50
CPX 60-12	12	60	260x168x183	20.50
CPX 63-12	12	63	275x171x188	20.70
CPX 75-12	12	75	261x166x171	19.70
CPX 80-12	12	80	260x168x215	25.50
CPX 100-12	12	100	261x169x216	26.20
CPX 115-12	12	115	330x172x220	32.50
CPX 125-12	12	125	331x172x215	32.70

## Cellpower family

Cellpower supplies a broad range of reliable AGM, GEL and Lithium batteries. Each product series has its own unique characteristics, so that there is a suitable battery for every application with its associated specific usage profile. Combined with the right Cellpower battery accessories, you are able to assemble a high-quality and reliable battery system.

The sealed, maintenance-free AGM lead battery type has a long operational lifetime. When used correctly, the Absorbent Glass Mat (AGM) technology offers dependable, lasting service. Additionally, AGM batteries exhibit very little self-discharge when compared with other lead-acid batteries. Sealed lead-acid batteries require low maintenance and do not need to be refilled with water or other liquids.

